

City of Holland
COMMUNITY DEVELOPMENT BLOCK GRANT
ENTITLEMENT PROGRAM
CONSOLIDATED ANNUAL PERFORMANCE
AND EVALUATION REPORT (CAPER)
JULY 1, 2018 - JUNE 30, 2019

CR-05 - Goals and Outcomes

Progress the jurisdiction has made in carrying out its strategic plan and its action plan. 91.520(a)

This could be an overview that includes major initiatives and highlights that were proposed and executed throughout the program year.

In our Annual Action Plan, we proposed a total of 65 projects between our Home Repair Program and Home Energy Retrofit Program. The Home Repair Program assisted 49 homeowners with repairs to their homes, 108.89% of our goal of 40 projects. 4 projects were completed under the Home Energy Retrofit Program- we had a goal of 20 projects. The City is very happy to have surpassed our goal for the Home Repair Program. The Home Energy Retrofit Program has not had much buy-in from our low-income residents, due in part to the high minimum threshold of \$10,000 worth of work, in order to utilize the program. Staff is brainstorming ideas of how to make these program more appealing and obtainable for our low-income residents to participate in in the future.

The City of Holland continues to support Fair Housing Center of West Michigan, and is making strides toward assisting with Affordable Housing, although we were not able to make our goals in this respect this year.

The City of Holland has had a staff change this year in program administration for our grant, and our new staff person is getting up-to-date on all aspects of our grant programs.

Comparison of the proposed versus actual outcomes for each outcome measure submitted with the consolidated plan and explain, if applicable, why progress was not made toward meeting goals and objectives. 91.520(g)

Categories, priority levels, funding sources and amounts, outcomes/objectives, goal outcome indicators, units of measure, targets, actual outcomes/outputs, and percentage completed for each of the grantee's program year goals.

Goal	Category	Source / Amount	Indicator	Unit of Measure	Expected – Strategic Plan	Actual – Strategic Plan	Percent Complete	Expected – Program Year	Actual – Program Year	Percent Complete
Affordable Housing	Affordable Housing	CDBG: \$	Public Facility or Infrastructure Activities for Low/Moderate Income Housing Benefit	Households Assisted	20	0	0.00%	15	0	0.00%
Affordable Housing	Affordable Housing	CDBG: \$	Rental units rehabilitated	Household Housing Unit	6	0	0.00%			
Affordable Housing	Affordable Housing	CDBG: \$	Homeowner Housing Added	Household Housing Unit	2	0	0.00%	4	0	0.00%
Affordable Housing	Affordable Housing	CDBG: \$	Homeowner Housing Rehabilitated	Household Housing Unit	200	173	86.50%	65	53	81.54%
Affordable Housing	Affordable Housing	CDBG: \$	Direct Financial Assistance to Homebuyers	Households Assisted	2	0	0.00%			
Fair Housing Services	Fair Housing Services	CDBG: \$	Public service activities other than Low/Moderate Income Housing Benefit	Persons Assisted	0	0		35000	35000	100.00%
Fair Housing Services	Fair Housing Services	CDBG: \$	Other	Other	35000	35000	100.00%			

Program Administration	Program Administration	CDBG: \$	Other	Other	35000	35000	100.00%	35000	35000	100.00%
Public Improvements	Area benefit activity	CDBG: \$	Public Facility or Infrastructure Activities other than Low/Moderate Income Housing Benefit	Persons Assisted	5000	0	0.00%	10000	0	0.00%
Public Services	Non-Housing Community Development	CDBG: \$	Public service activities other than Low/Moderate Income Housing Benefit	Persons Assisted	12000	0	0.00%	20	0	0.00%

Table 1 - Accomplishments – Program Year & Strategic Plan to Date

Assess how the jurisdiction’s use of funds, particularly CDBG, addresses the priorities and specific objectives identified in the plan, giving special attention to the highest priority activities identified.

Our priorities have changed since the Consolidated Plan was first adopted almost 5 years ago. We are grateful for the ability to change those priorities to meet emerging needs within a community. We have been successful in helping homeowners maintain and improve their housing conditions and housing affordability, a priority need identified in both the previous and amended Consolidated Plans. Over the course of the plan, public services needs also changed but were able to address previous needs under the Neighborhood Connections Program, and are now gearing up to address the need for Employment Training for youth. Our partnership with the Fair Housing Center of West Michigan has afforded us the opportunity to provide education, training, Fair Housing Testing and advocacy to Holland residents as a part of our commitment to furthering Fair Housing.

CR-10 - Racial and Ethnic composition of families assisted

Describe the families assisted (including the racial and ethnic status of families assisted).

91.520(a)

	CDBG
White	51
Black or African American	1
Asian	1
American Indian or American Native	0
Native Hawaiian or Other Pacific Islander	0
Total	53
Hispanic	17
Not Hispanic	0

Table 2 – Table of assistance to racial and ethnic populations by source of funds

Narrative

The number of Hispanics participating in our program is slightly higher than the number of Hispanics in our community. We have several bilingual staff to support our Spanish speaking clients so monolingual Spanish speakers have no barrier to accessing the assistance. Assistance in other languages is provided upon request.

CR-15 - Resources and Investments 91.520(a)

Identify the resources made available

Source of Funds	Source	Resources Made Available	Amount Expended During Program Year
CDBG	public - federal	522,988	196,943

Table 3 - Resources Made Available

Narrative

Forty-nine projects were accomplished in 2018 under the Home Repair Program, for an average of \$3,611.09 per project. Four projects were completed under the Home Energy Retrofit program, with an average of \$5,000.00 per project. One hundred percent of those projects benefitted low/moderate income residents.

Identify the geographic distribution and location of investments

Target Area	Planned Percentage of Allocation	Actual Percentage of Allocation	Narrative Description
City of Holland Low Income Areas	40	100	Low Income Census Tracts and Low Income Census Block Groups

Table 4 – Identify the geographic distribution and location of investments

Narrative

Our programs are available throughout the City of Holland, providing the household is low to moderate income. Area benefit activities such as infrastructure improvements are targeted to low-income neighborhoods.

Leveraging

Explain how federal funds leveraged additional resources (private, state and local funds), including a description of how matching requirements were satisfied, as well as how any publicly owned land or property located within the jurisdiction that were used to address the needs identified in the plan.

While HUD does not require a match, the City of Holland does an excellent job of leveraging funds to support our goals. Private homeowners pay a percentage of the cost of the project, based on a sliding scale. Extremely low-income people pay 10% of the cost, low-income 25% and moderate-income 50%. Where owners have difficulty paying additional costs, we continue to work closely with private non-profit organizations and churches to help meet these needs. Owners or other organizations contributed about 45% of the total project cost. Our support of Fair Housing Services allowed the FHCWM to access additional resources to support their mission.

CR-20 - Affordable Housing 91.520(b)

Evaluation of the jurisdiction's progress in providing affordable housing, including the number and types of families served, the number of extremely low-income, low-income, moderate-income, and middle-income persons served.

	One-Year Goal	Actual
Number of Homeless households to be provided affordable housing units	0	0
Number of Non-Homeless households to be provided affordable housing units	65	53
Number of Special-Needs households to be provided affordable housing units	0	0
Total	65	53

Table 5 – Number of Households

	One-Year Goal	Actual
Number of households supported through Rental Assistance	0	0
Number of households supported through The Production of New Units	15	0
Number of households supported through Rehab of Existing Units	65	53
Number of households supported through Acquisition of Existing Units	0	0
Total	80	53

Table 6 – Number of Households Supported

Discuss the difference between goals and outcomes and problems encountered in meeting these goals.

The Home Repair Program was able to exceed our planned goal of 40 projects this year, completing 49 projects. The Home Energy Retrofit Program had a goal of 20 properties assisted, but only helped 4 properties. This program continues to struggle due to the high minimum threshold of \$10,000 worth of work, in order to participate. Staff realizes this is a barrier to low-income households and is working on lowering the minimum threshold.

Discuss how these outcomes will impact future annual action plans.

Our newest Annual Action Plan has new projects because of changing community needs that could not be anticipated when the Consolidated Plan was first adopted in 2015. The Consolidated Plan has been amended to include strategies meant to address the emerging needs of infrastructure improvements, affordable housing development, and youth employment.

Include the number of extremely low-income, low-income, and moderate-income persons served by each activity where information on income by family size is required to determine the eligibility of the activity.

Number of Households Served	CDBG Actual	HOME Actual
Extremely Low-income	8	0
Low-income	14	0
Moderate-income	31	0
Total	53	0

Table 7 – Number of Households Served

Narrative Information

Several years ago we developed a sliding scale to allow lower income households greater access to the Home Repair Program. Extremely low income households pay 10% of the cost, low income 25%, and moderate income 50% of the cost. Moderate income people will have more resources to take advantage of improving their homes through our program. In addition to this change, the increase in the amount of grant funds available for more expensive projects like roofs was increased. We work closely with other non-profit organizations and churches to help extremely low income persons access funds to complete necessary projects.

CR-25 - Homeless and Other Special Needs 91.220(d, e); 91.320(d, e); 91.520(c)

Evaluate the jurisdiction's progress in meeting its specific objectives for reducing and ending homelessness through:

Reaching out to homeless persons (especially unsheltered persons) and assessing their individual needs

The City of Holland is an active participant in the Lakeshore Housing Alliance. This is a continuum of care organization that receives ESG funds which are then allocated to several homeless service providers. We work in collaboration with emergency housing providers to link consumers to the agencies that can help them, offer prevention services, and ensure the availability of emergency housing. There are ongoing efforts to conduct surveys and do outreach to identify the number of homeless people in our community. A new position in street outreach has been funded through the LHA Allocation and Accountability Committee, a committee of agencies that do not receive ESG funding. The City of Holland staff participate in this committee and help make decision on how these funds are used to reach out to the homeless population.

Addressing the emergency shelter and transitional housing needs of homeless persons

There are several agencies providing emergency shelter and transitional housing such as the Holland Rescue Mission, the Center for Women in Transition, Good Samaritan Ministries, and Community Mental Health. We work collaboratively to refer homeless persons to these organizations and link them with shelter and transitional housing as appropriate.

Helping low-income individuals and families avoid becoming homeless, especially extremely low-income individuals and families and those who are: likely to become homeless after being discharged from publicly funded institutions and systems of care (such as health care facilities, mental health facilities, foster care and other youth facilities, and corrections programs and institutions); and, receiving assistance from public or private agencies that address housing, health, social services, employment, education, or youth needs

The City of Holland assists low income individuals and families to avoid homelessness by focusing on critical home repairs that they could not afford to complete without assistance. These repairs are mostly major components which will increase safety and energy efficiency of their homes (roofing, furnaces, insulation). We also refer many people to the Continuum of Care Organization through Good Samaritan Ministries and other non-profit organizations for assistance with housing.

Helping homeless persons (especially chronically homeless individuals and families, families

with children, veterans and their families, and unaccompanied youth) make the transition to permanent housing and independent living, including shortening the period of time that individuals and families experience homelessness, facilitating access for homeless individuals and families to affordable housing units, and preventing individuals and families who were recently homeless from becoming homeless again

Helping the homeless is addressed on a regional basis primarily through our collaboration with the Lakeshore Housing Alliance and the Continuum of Care.

CR-30 - Public Housing 91.220(h); 91.320(j)

Actions taken to address the needs of public housing

The Michigan State Housing Development Authority (MSHDA) provides financial and technical assistance through public and private partnerships to create and preserve safe and decent affordable housing. Since our county has no HUD recognized housing authority, MSHDA serves this role. MSHDA provides both project based and non-project based housing vouchers through its contractor. They also provide Low Income Housing Tax Credits, and Multi-family loans.

Due to the great need for affordable housing we are planning to implement a new program to rehabilitate affordable rental units.

Actions taken to encourage public housing residents to become more involved in management and participate in homeownership

n/a

Actions taken to provide assistance to troubled PHAs

n/a

CR-35 - Other Actions 91.220(j)-(k); 91.320(i)-(j)

Actions taken to remove or ameliorate the negative effects of public policies that serve as barriers to affordable housing such as land use controls, tax policies affecting land, zoning ordinances, building codes, fees and charges, growth limitations, and policies affecting the return on residential investment. 91.220 (j); 91.320 (i)

The City of Holland works very hard to encourage residential development by offering payment in lieu of taxes (PILOT) for new affordable developments along with supporting adaptive reuse under the Brownfields program. The City has provided zoning variances where needed to accommodate disabled residents, and changed our ordinances to allow for accessory dwelling units. Additionally the minimum square footage per residence was reduced. This facilitated a small house project of 8 new homes a couple years ago. Ottawa Housing Next, an initiative of the United Way and the Lakeshore Housing Alliance, which the city is a member of, is developing a strategy to address the gaps in affordable and accessible housing in our county. This effort includes education and advocacy for the development of new housing in our community. More education is necessary for people to understand why affordable housing is needed and desirable as a community development goal. The City has recently become engaged in the Michigan Economic Development Corporation's Redevelopment Ready Communities program to streamline our development process to make it easy to understand and friendly to new development.

Actions taken to address obstacles to meeting underserved needs. 91.220(k); 91.320(j)

Staff works closely with asset based community development neighborhood groups, churches and other non-profit organizations to help increase assets in underserved neighborhoods. Because we come in contact with many different people in our department we often make referrals to other agencies or to our 211 system.

Actions taken to reduce lead-based paint hazards. 91.220(k); 91.320(j)

We require clearance testing of all project work areas to ensure no hazards were created.

Actions taken to reduce the number of poverty-level families. 91.220(k); 91.320(j)

Since poverty-level designation is an income issue, only improved earning can adequately address this problem. Any other programs or activities that provides assistance to address the symptoms of poverty such as inadequate housing, poor health care, inability to feed and clothe household dependents does not address the real cause of poverty. To that end the City of Holland is committed to supporting

economic development activities in our city. We provide funding for Lakeshore Advantage, a regional collaborative economic development agency. Our City Council is willing to give tax abatements to those wishing to invest in developing new jobs in our community. Given limited local public resources we feel this is the best strategy for improving the lives of residents and reducing poverty. Even though wages are increasing, local wages have not kept up with housing costs. Unless the minimum wage increases or employers pay higher wages, long-term solutions will continue to favor poor people being tied to the system of government subsidies, rather than being self-sufficient.

Actions taken to develop institutional structure. 91.220(k); 91.320(j)

The responsible organizations for implementing the activities of this 1-year plan have been described and discussed in each of the activity descriptions. Additionally, the City of Holland provides services directly to citizens through several City departments where management and delivery of services is monitored through the City's budget/goal review process. The combination of highly capable and well run non-profit community service agencies and well managed City departments has provided an institutional structure that has been very effective in meeting the goals set forth in the City of Holland's Consolidated Plan.

Please refer to the 2015-2020 Consolidated Plan Invited Consultation Participants provided in this document as the institutional structure that is potentially available to the City of Holland for delivery of services under this plan. The Consolidated Plan process engages all of these agencies and enhances coordination within this institutional structure at the same time by bringing all of these participants into the same room to share information. In addition our Annual Action Plan is developed along with other organizations to address needs on a shorter term basis if they support our strategic Consolidated Plan.

Actions taken to enhance coordination between public and private housing and social service agencies. 91.220(k); 91.320(j)

City staff are actively involved in several committees which address housing needs in our community. Staff serve as members of the Lakeshore Housing Alliance and in particular the Allocation and Accountability Committee which decides how best to use funds to address critical housing needs.

Identify actions taken to overcome the effects of any impediments identified in the jurisdictions analysis of impediments to fair housing choice. 91.520(a)

The City of Holland works closely with the Fair Housing Center of West Michigan to address fair housing issues. The City of Holland funds this agency for testing and education through our CDBG grants and coordinate both with them. Staff refer residents to the agency for information and testing. One staff

member serves as the President of the Lakeshore Fair Housing Board.

CR-40 - Monitoring 91.220 and 91.230

Describe the standards and procedures used to monitor activities carried out in furtherance of the plan and used to ensure long-term compliance with requirements of the programs involved, including minority business outreach and the comprehensive planning requirements

Ongoing monitoring of goal achievement and financial progress is accomplished by the City of Holland through an award winning management systems that incorporates reporting along with billing. The City of Holland was honored in years past with a blue-ribbon best practice award in the area of subrecipient management systems because of this comprehensive system. The City of Holland has also developed standards for our housing rehabilitation programs. We have developed rehabilitation standards consistent with good work practices and require all contractors to submit bids using these standards. Contractors must provide us with a copy of their licenses, and insurance. A checklist is required for each project. All contractors working on our Home Repair projects must use Lead Safe Work practices if they are doing work which disturbs painted surfaces. In addition, all projects involving disturbing painted surfaces on homes built prior to 1978 require a lead clearance test upon completion of the project. Exterior renovation may require SHPO approval and that is integrated into our process.

Annually we publish a notice inviting contractors to participate in our program. We also invite minority and women owned businesses personally when we encounter them in the course of our work in the community. We have regular contact with minority organizations.

Citizen Participation Plan 91.105(d); 91.115(d)

Describe the efforts to provide citizens with reasonable notice and an opportunity to comment on performance reports.

The City of Holland notified citizens of their opportunity to comment on the CAPER with 15 days advanced notice by placing public notice in the Holland Sentinel on September 13, 2019. The notice explained the CAPER and indicated a copy of it was available for public review until 5 p.m. on September 30, 2019. The notice also stated comments could be submitted in writing or at the public hearing at the City Council meeting on October 2, 2019. Comments received, if any are included as an attachment to this report.

CR-45 - CDBG 91.520(c)

Specify the nature of, and reasons for, any changes in the jurisdiction's program objectives and indications of how the jurisdiction would change its programs as a result of its experiences.

Our 2019 Annual Action Plan reflects these new priorities which include rehabilitation of existing affordable rental properties, and development of new owner occupied properties.

Does this Jurisdiction have any open Brownfields Economic Development Initiative (BEDI) grants?

No

[BEDI grantees] Describe accomplishments and program outcomes during the last year.

CR-45 - CDBG 91.520(c)

Specify the nature of, and reasons for, any changes in the jurisdiction's program objectives and indications of how the jurisdiction would change its programs as a result of its experiences.

Our 2019 Annual Action Plan reflects these new priorities which include rehabilitation of existing affordable rental properties, and development of new owner occupied properties.

Does this Jurisdiction have any open Brownfields Economic Development Initiative (BEDI) grants?

No

[BEDI grantees] Describe accomplishments and program outcomes during the last year.

U.S. DEPARTMENT OF HOUSING AND
 URBAN DEVELOPMENT
 OFFICE OF COMMUNITY PLANNING AND
 DEVELOPMENT
 PR01 - HUD Grants and Program Income

DATE: 9/11/2019
 TIME: 8:46:31 AM
 PAGE: 1/8

IDIS

Program	Fund Type	Grantee Name	Grantee State Code	Grant Number	Authorized Amount	Suballocated Amount				
CDBG	EN	HOLLAND	MI	B89MC260036	\$298,000.00	\$0.00				
				B90MC260036	\$267,000.00	\$0.00				
				B91MC260036	\$299,000.00	\$0.00				
				B92MC260036	\$316,000.00	\$0.00				
				B93MC260036	\$390,000.00	\$0.00				
				B94MC260036	\$426,000.00	\$0.00				
				B95MC260036	\$452,000.00	\$0.00				
				B96MC260036	\$440,000.00	\$0.00				
				B97MC260036	\$434,000.00	\$0.00				
				B98MC260036	\$420,000.00	\$0.00				
				B99MC260036	\$422,000.00	\$0.00				
				B00MC260036	\$421,000.00	\$0.00				
				B01MC260036	\$436,000.00	\$0.00				
				B02MC260036	\$428,000.00	\$0.00				
				B03MC260036	\$389,000.00	\$0.00				
				B04MC260036	\$386,000.00	\$0.00				
				B05MC260036	\$368,887.00	\$0.00				
				B06MC260036	\$338,565.00	\$0.00				
				B07MC260036	\$344,580.00	\$0.00				
				B08MC260036	\$338,593.00	\$0.00				
				B09MC260036	\$436,823.00	\$0.00				
				B10MC260036	\$385,012.00	\$0.00				
				B11MC260036	\$325,362.00	\$0.00				
				B12MC260036	\$290,563.00	\$0.00				
				B13MC260036	\$306,036.00	\$0.00				
				B14MC260036	\$300,452.00	\$0.00				
				B15MC260036	\$291,634.00	\$0.00				
				B16MC260036	\$291,581.00	\$0.00				
				B17MC260036	\$285,647.00	\$0.00				
				B18MC260036	\$323,470.00	\$0.00				
				B19MC260036	\$330,994.00	\$0.00				
							HOLLAND Subtotal:		\$11,182,199.00	\$0.00
						EN Subtotal:			\$11,182,199.00	\$0.00
PI	HOLLAND	MI	B96MC260036	\$11,434.72	\$0.00					
			B97MC260036	\$12,686.85	\$0.00					
			B98MC260036	\$14,404.00	\$0.00					
			B99MC260036	\$21,919.50	\$0.00					
			B00MC260036	\$23,317.00	\$0.00					
			B01MC260036	\$2,800.00	\$0.00					
			B02MC260036	\$25,675.74	\$0.00					
			B03MC260036	\$12,311.29	\$0.00					
			B04MC260036	\$15,363.77	\$0.00					
			B05MC260036	\$4,162.84	\$0.00					
			B06MC260036	\$13,148.43	\$0.00					
			B07MC260036	\$4,715.07	\$0.00					
			B08MC260036	\$13,372.70	\$0.00					
			B09MC260036	\$26,831.58	\$0.00					
B10MC260036	\$3,806.74	\$0.00								
B11MC260036	\$1,013.60	\$0.00								
B12MC260036	\$1,497.26	\$0.00								
B13MC260036	\$1,519.87	\$0.00								

U.S. DEPARTMENT OF HOUSING AND
URBAN DEVELOPMENT
OFFICE OF COMMUNITY PLANNING AND
DEVELOPMENT
PR01 - HUD Grants and Program Income

DATE: 9/11/2019
TIME: 8:46:31 AM
PAGE: 2/8

IDIS

Program	Fund Type	Grantee Name	Grantee State Code	Grant Number	Amount Committed to Activities	Net Drawn Amount
CDBG	EN	HOLLAND	MI	B89MC260036	\$298,000.00	\$298,000.00
				B90MC260036	\$267,000.00	\$267,000.00
				B91MC260036	\$299,000.00	\$299,000.00
				B92MC260036	\$316,000.00	\$316,000.00
				B93MC260036	\$390,000.00	\$390,000.00
				B94MC260036	\$426,000.00	\$426,000.00
				B95MC260036	\$452,000.00	\$452,000.00
				B96MC260036	\$440,000.00	\$440,000.00
				B97MC260036	\$434,000.00	\$434,000.00
				B98MC260036	\$420,000.00	\$420,000.00
				B99MC260036	\$422,000.00	\$422,000.00
				B00MC260036	\$421,000.00	\$421,000.00
				B01MC260036	\$436,000.00	\$436,000.00
				B02MC260036	\$428,000.00	\$428,000.00
				B03MC260036	\$389,000.00	\$389,000.00
				B04MC260036	\$386,000.00	\$386,000.00
				B05MC260036	\$368,887.00	\$368,887.00
				B06MC260036	\$338,565.00	\$338,565.00
				B07MC260036	\$344,580.00	\$344,580.00
				B08MC260036	\$338,593.00	\$338,593.00
B09MC260036	\$436,823.00	\$436,823.00				
B10MC260036	\$385,012.00	\$385,012.00				
B11MC260036	\$325,362.00	\$325,362.00				
B12MC260036	\$290,563.00	\$290,563.00				
B13MC260036	\$306,036.00	\$306,036.00				
B14MC260036	\$300,452.00	\$300,452.00				
B15MC260036	\$291,634.00	\$291,634.00				
B16MC260036	\$202,507.71	\$172,189.66				
B17MC260036	\$272,285.30	\$190,617.25				
B18MC260036	\$283,178.47	\$54,340.90				
B19MC260036	\$0.00	\$0.00				
HOLLAND Subtotal:					\$10,708,478.48	\$10,367,654.81
EN Subtotal:					\$10,708,478.48	\$10,367,654.81
PI	HOLLAND	MI	B96MC260036	\$11,434.72	\$11,434.72	
			B97MC260036	\$12,686.85	\$12,686.85	
			B98MC260036	\$14,404.00	\$14,404.00	
			B99MC260036	\$21,919.50	\$21,919.50	
			B00MC260036	\$23,317.00	\$23,317.00	
			B01MC260036	\$2,800.00	\$2,800.00	
			B02MC260036	\$25,675.74	\$25,675.74	
			B03MC260036	\$12,311.29	\$12,311.29	
			B04MC260036	\$15,363.77	\$15,363.77	
			B05MC260036	\$4,162.84	\$4,162.84	
			B06MC260036	\$13,148.43	\$13,148.43	
			B07MC260036	\$4,715.07	\$4,715.07	
			B08MC260036	\$13,372.70	\$13,372.70	
			B09MC260036	\$26,831.58	\$26,831.58	
B10MC260036	\$3,806.74	\$3,806.74				
B11MC260036	\$1,013.60	\$1,013.60				
B12MC260036	\$1,497.26	\$1,497.26				
B13MC260036	\$1,519.87	\$1,519.87				

U.S. DEPARTMENT OF HOUSING AND
 URBAN DEVELOPMENT
 OFFICE OF COMMUNITY PLANNING AND
 DEVELOPMENT
 PR01 - HUD Grants and Program Income

DATE: 9/11/2019
 TIME: 8:46:31 AM
 PAGE: 3/8

IDIS

Program	Fund Type	Grantee Name	Grantee State Code	Grant Number	FY YTD Net Draw Amount	Available to Commit
CDBG	EN	HOLLAND	MI	B89MC260036	\$0.00	\$0.00
				B90MC260036	\$0.00	\$0.00
				B91MC260036	\$0.00	\$0.00
				B92MC260036	\$0.00	\$0.00
				B93MC260036	\$0.00	\$0.00
				B94MC260036	\$0.00	\$0.00
				B95MC260036	\$0.00	\$0.00
				B96MC260036	\$0.00	\$0.00
				B97MC260036	\$0.00	\$0.00
				B98MC260036	\$0.00	\$0.00
				B99MC260036	\$0.00	\$0.00
				B00MC260036	\$0.00	\$0.00
				B01MC260036	\$0.00	\$0.00
				B02MC260036	\$0.00	\$0.00
				B03MC260036	\$0.00	\$0.00
				B04MC260036	\$0.00	\$0.00
				B05MC260036	\$0.00	\$0.00
				B06MC260036	\$0.00	\$0.00
				B07MC260036	\$0.00	\$0.00
				B08MC260036	\$0.00	\$0.00
B09MC260036	\$0.00	\$0.00				
B10MC260036	\$0.00	\$0.00				
B11MC260036	\$0.00	\$0.00				
B12MC260036	\$0.00	\$0.00				
B13MC260036	\$0.00	\$0.00				
B14MC260036	\$0.00	\$0.00				
B15MC260036	\$0.00	\$0.00				
B16MC260036	\$22,749.56	\$89,073.29				
B17MC260036	\$119,362.64	\$13,361.70				
B18MC260036	\$54,340.90	\$40,291.53				
B19MC260036	\$0.00	\$330,994.00				
HOLLAND Subtotal:					\$196,453.10	\$473,720.52
EN Subtotal:					\$196,453.10	\$473,720.52
PI	HOLLAND	MI	B96MC260036	\$0.00	\$0.00	
			B97MC260036	\$0.00	\$0.00	
			B98MC260036	\$0.00	\$0.00	
			B99MC260036	\$0.00	\$0.00	
			B00MC260036	\$0.00	\$0.00	
			B01MC260036	\$0.00	\$0.00	
			B02MC260036	\$0.00	\$0.00	
			B03MC260036	\$0.00	\$0.00	
			B04MC260036	\$0.00	\$0.00	
			B05MC260036	\$0.00	\$0.00	
			B06MC260036	\$0.00	\$0.00	
			B07MC260036	\$0.00	\$0.00	
			B08MC260036	\$0.00	\$0.00	
B09MC260036	\$0.00	\$0.00				
B10MC260036	\$0.00	\$0.00				
B11MC260036	\$0.00	\$0.00				
B12MC260036	\$0.00	\$0.00				
B13MC260036	\$0.00	\$0.00				

U.S. DEPARTMENT OF HOUSING AND
 URBAN DEVELOPMENT
 OFFICE OF COMMUNITY PLANNING AND
 DEVELOPMENT
 PR01 - HUD Grants and Program Income

DATE: 9/11/2019
 TIME: 8:46:31 AM
 PAGE: 4/8

IDIS

Program	Fund Type	Grantee Name	Grantee State Code	Grant Number	Available to Draw	Recapture Amount
CDBG	EN	HOLLAND	MI	B89MC260036	\$0.00	\$0.00
				B90MC260036	\$0.00	\$0.00
				B91MC260036	\$0.00	\$0.00
				B92MC260036	\$0.00	\$0.00
				B93MC260036	\$0.00	\$0.00
				B94MC260036	\$0.00	\$0.00
				B95MC260036	\$0.00	\$0.00
				B96MC260036	\$0.00	\$0.00
				B97MC260036	\$0.00	\$0.00
				B98MC260036	\$0.00	\$0.00
				B99MC260036	\$0.00	\$0.00
				B00MC260036	\$0.00	\$0.00
				B01MC260036	\$0.00	\$0.00
				B02MC260036	\$0.00	\$0.00
				B03MC260036	\$0.00	\$0.00
				B04MC260036	\$0.00	\$0.00
				B05MC260036	\$0.00	\$0.00
				B06MC260036	\$0.00	\$0.00
				B07MC260036	\$0.00	\$0.00
				B08MC260036	\$0.00	\$0.00
				B09MC260036	\$0.00	\$0.00
				B10MC260036	\$0.00	\$0.00
				B11MC260036	\$0.00	\$0.00
				B12MC260036	\$0.00	\$0.00
				B13MC260036	\$0.00	\$0.00
				B14MC260036	\$0.00	\$0.00
B15MC260036	\$0.00	\$0.00				
B16MC260036	\$119,391.34	\$0.00				
B17MC260036	\$95,029.75	\$0.00				
B18MC260036	\$269,129.10	\$0.00				
B19MC260036	\$330,994.00	\$0.00				
HOLLAND Subtotal:					\$814,544.19	\$0.00
EN Subtotal:					\$814,544.19	\$0.00
PI	HOLLAND	MI	B96MC260036	\$0.00	\$0.00	
			B97MC260036	\$0.00	\$0.00	
			B98MC260036	\$0.00	\$0.00	
			B99MC260036	\$0.00	\$0.00	
			B00MC260036	\$0.00	\$0.00	
			B01MC260036	\$0.00	\$0.00	
			B02MC260036	\$0.00	\$0.00	
			B03MC260036	\$0.00	\$0.00	
			B04MC260036	\$0.00	\$0.00	
			B05MC260036	\$0.00	\$0.00	
			B06MC260036	\$0.00	\$0.00	
			B07MC260036	\$0.00	\$0.00	
			B08MC260036	\$0.00	\$0.00	
			B09MC260036	\$0.00	\$0.00	
B10MC260036	\$0.00	\$0.00				
B11MC260036	\$0.00	\$0.00				
B12MC260036	\$0.00	\$0.00				
B13MC260036	\$0.00	\$0.00				

U.S. DEPARTMENT OF HOUSING AND
 URBAN DEVELOPMENT
 OFFICE OF COMMUNITY PLANNING AND
 DEVELOPMENT
 PR01 - HUD Grants and Program Income

DATE: 9/11/2019
 TIME: 8:46:31 AM
 PAGE: 5/8

IDIS

Program	Fund Type	Grantee Name	Grantee State Code	Grant Number	Authorized Amount	Suballocated Amount
CDBG	PI	HOLLAND	MI	B14MC260036	\$2,701.04	\$0.00
				B15MC260036	\$22,219.97	\$0.00
				B16MC260036	\$12,452.65	\$0.00
				B17MC260036	\$8,843.70	\$0.00
				B18MC260036	\$10,291.53	\$0.00
				HOLLAND Subtotal:	\$266,489.85	\$0.00
		PI Subtotal:			\$266,489.85	\$0.00
GRANTEE					\$11,448,688.85	\$0.00

U.S. DEPARTMENT OF HOUSING AND
 URBAN DEVELOPMENT
 OFFICE OF COMMUNITY PLANNING AND
 DEVELOPMENT
 PR01 - HUD Grants and Program Income

DATE: 9/11/2019
 TIME: 8:46:31 AM
 PAGE: 6/8

IDIS

Program	Fund Type	Grantee Name	Grantee State Code	Grant Number	Amount Committed to Activities	Net Drawn Amount
CDBG	PI	HOLLAND	MI	B14MC260036	\$2,701.04	\$2,701.04
				B15MC260036	\$22,219.97	\$22,219.97
				B16MC260036	\$12,452.65	\$12,452.65
				B17MC260036	\$8,843.70	\$8,843.70
				B18MC260036	\$10,291.53	\$10,291.53
			HOLLAND Subtotal:	\$266,489.85	\$266,489.85	
		PI Subtotal:		\$266,489.85	\$266,489.85	
GRANTEE				\$10,974,968.33	\$10,634,144.66	

U.S. DEPARTMENT OF HOUSING AND
 URBAN DEVELOPMENT
 OFFICE OF COMMUNITY PLANNING AND
 DEVELOPMENT
 PR01 - HUD Grants and Program Income

DATE: 9/11/2019
 TIME: 8:46:31 AM
 PAGE: 7/8

IDIS

Program	Fund Type	Grantee Name	Grantee State Code	Grant Number	FY YTD Net Draw Amount	Available to Commit
CDBG	PI	HOLLAND	MI	B14MC260036	\$0.00	\$0.00
				B15MC260036	\$0.00	\$0.00
				B16MC260036	\$0.00	\$0.00
				B17MC260036	\$0.00	\$0.00
				B18MC260036	\$10,291.53	\$0.00
				HOLLAND Subtotal:	\$10,291.53	\$0.00
		PI Subtotal:			\$10,291.53	\$0.00
GRANTEE					\$206,744.63	\$473,720.52

U.S. DEPARTMENT OF HOUSING AND
 URBAN DEVELOPMENT
 OFFICE OF COMMUNITY PLANNING AND
 DEVELOPMENT
 PR01 - HUD Grants and Program Income

DATE: 9/11/2019
 TIME: 8:46:31 AM
 PAGE: 8/8

IDIS

Program	Fund Type	Grantee Name	Grantee State Code	Grant Number	Available to	
					Draw	Recapture Amount
CDBG	PI	HOLLAND	MI	B14MC260036	\$0.00	\$0.00
				B15MC260036	\$0.00	\$0.00
				B16MC260036	\$0.00	\$0.00
				B17MC260036	\$0.00	\$0.00
				B18MC260036	\$0.00	\$0.00
				HOLLAND Subtotal:	\$0.00	\$0.00
		PI Subtotal:			\$0.00	\$0.00
GRANTEE					\$814,544.19	\$0.00



U.S. Department of Housing and Urban Development
 Office of Community Planning and Development
 Integrated Disbursement and Information System
 CDBG Activity Summary Report (GPR) for Program Year 2018
 HOLLAND

Date: 11-Sep-2019
 Time: 8:49
 Page: 1

PGM Year: 1994
Project: 0002 - CONVERTED CDBG ACTIVITIES
IDIS Activity: 2 - CDBG COMMITTED FUNDS ADJUSTMENT

Status: Open 8/31/2000 12:00:00 AM
Location: ,

Objective:
Outcome:
Matrix Code: Unprogrammed Funds (22) **National Objective:**

Initial Funding Date: 01/01/0001

Description:

Financing

	Fund Type	Grant Year	Grant	Funded Amount	Drawn In Program Year	Drawn Thru Program Year
CDBG	EN	Pre-2015		\$2,693,240.68	\$0.00	\$0.00
		1989	B89MC260036		\$0.00	\$298,000.00
		1990	B90MC260036		\$0.00	\$267,000.00
		1991	B91MC260036		\$0.00	\$299,000.00
		1992	B92MC260036		\$0.00	\$316,000.00
		1993	B93MC260036		\$0.00	\$390,000.00
		1994	B94MC260036		\$0.00	\$426,000.00
		1995	B95MC260036		\$0.00	\$452,000.00
		1996	B96MC260036		\$0.00	\$245,240.68
Total	Total			\$2,693,240.68	\$0.00	\$2,693,240.68

Proposed Accomplishments

Actual Accomplishments

Number assisted:

	Owner		Renter		Total		Person	
	Total	Hispanic	Total	Hispanic	Total	Hispanic	Total	Hispanic
White:					0	0		
Black/African American:					0	0		
Asian:					0	0		
American Indian/Alaskan Native:					0	0		
Native Hawaiian/Other Pacific Islander:					0	0		
American Indian/Alaskan Native & White:					0	0		
Asian White:					0	0		
Black/African American & White:					0	0		
American Indian/Alaskan Native & Black/African American:					0	0		
Other multi-racial:					0	0		



U.S. Department of Housing and Urban Development
Office of Community Planning and Development
Integrated Disbursement and Information System
CDBG Activity Summary Report (GPR) for Program Year 2018
HOLLAND

Date: 11-Sep-2019
Time: 8:49
Page: 2

Asian/Pacific Islander:					0	0		
Hispanic:					0	0		
Total:					0	0	0	0

Female-headed Households: 0

Income Category:

	Owner	Renter	Total	Person
Extremely Low			0	
Low Mod			0	
Moderate			0	
Non Low Moderate			0	
Total	0	0	0	0
Percent Low/Mod				

Annual Accomplishments

No data returned for this view. This might be because the applied filter excludes all data.



U.S. Department of Housing and Urban Development
 Office of Community Planning and Development
 Integrated Disbursement and Information System
 CDBG Activity Summary Report (GPR) for Program Year 2018
 HOLLAND

Date: 11-Sep-2019
 Time: 8:49
 Page: 3

PGM Year: 2014
Project: 0005 - Home Repair Program
IDIS Activity: 314 - Home Repair Program

Status: Completed 10/25/2018 8:13:56 AM
Location: 114 W 18th St Holland, MI 49423-4121

Objective: Provide decent affordable housing
Outcome: Affordability
Matrix Code: Rehab; Single-Unit Residential (14A) **National Objective:** LMH

Initial Funding Date: 08/13/2014

Description:

Assist homeowners make repairs to their home.
 Each property cannot receive more than a \$4,000 grant (\$5,000 if a lead project).

Financing

	Fund Type	Grant Year	Grant	Funded Amount	Drawn In Program Year	Drawn Thru Program Year
CDBG	EN	Pre-2015		\$230,279.26	\$0.00	\$0.00
		2013	B13MC260036		\$0.00	\$29,056.64
		2014	B14MC260036		\$0.00	\$201,222.62
	PI			\$4,717.01	\$0.00	\$4,717.01
Total	Total			\$234,996.27	\$0.00	\$234,996.27


Proposed Accomplishments

Housing Units : 59

Actual Accomplishments

Number assisted:

	Owner		Renter		Total		Person	
	Total	Hispanic	Total	Hispanic	Total	Hispanic	Total	Hispanic
White:	31	11	0	0	31	11	0	0
Black/African American:	1	0	0	0	1	0	0	0
Asian:	0	0	0	0	0	0	0	0
American Indian/Alaskan Native:	0	0	0	0	0	0	0	0
Native Hawaiian/Other Pacific Islander:	0	0	0	0	0	0	0	0
American Indian/Alaskan Native & White:	0	0	0	0	0	0	0	0
Asian White:	0	0	0	0	0	0	0	0
Black/African American & White:	0	0	0	0	0	0	0	0
American Indian/Alaskan Native & Black/African American:	0	0	0	0	0	0	0	0
Other multi-racial:	0	0	0	0	0	0	0	0
Asian/Pacific Islander:	0	0	0	0	0	0	0	0
Hispanic:	0	0	0	0	0	0	0	0



U.S. Department of Housing and Urban Development
 Office of Community Planning and Development
 Integrated Disbursement and Information System
 CDBG Activity Summary Report (GPR) for Program Year 2018
 HOLLAND

Date: 11-Sep-2019
 Time: 8:49
 Page: 4

Total:	32	11	0	0	32	11	0	0
Female-headed Households:	12		0		12			
<i>Income Category:</i>								
	Owner	Renter	Total	Person				
Extremely Low	4	0	4	0				
Low Mod	6	0	6	0				
Moderate	25	0	25	0				
Non Low Moderate	0	0	0	0				
Total	35	0	35	0				
Percent Low/Mod	100.0%		100.0%					

Annual Accomplishments

Years	Accomplishment Narrative	# Benefitting
2014	Program assists low income homeowners with their home repair projects by providing half of the job cost, not to exceed \$4,000 (or \$5,000 when doing lead projects).	
2015	Program assists low income homeowners with their home repair projects by providing half of the job cost, not to exceed \$4,000 (or \$5,000 when doing lead projects).	



U.S. Department of Housing and Urban Development
 Office of Community Planning and Development
 Integrated Disbursement and Information System
 CDBG Activity Summary Report (GPR) for Program Year 2018
 HOLLAND

Date: 11-Sep-2019
 Time: 8:49
 Page: 5

PGM Year: 2015
Project: 0005 - Home Repair Program
IDIS Activity: 319 - Home Repair Program

Status: Completed 10/25/2018 8:16:49 AM
Location: ,

Objective: Create suitable living environments
Outcome: Affordability
Matrix Code: Rehab; Single-Unit Residential (14A) **National Objective:** LMH

Initial Funding Date: 12/22/2015

Description:

Assist homeowners make repairs to their home.
 Each property cannot receive more than a \$4,000 grant (\$5,000 if a lead project).

Financing

	Fund Type	Grant Year	Grant	Funded Amount	Drawn In Program Year	Drawn Thru Program Year
CDBG	EN	2015	B15MC260036	\$210,493.27	\$0.00	\$210,493.27
	PI			\$20,204.00	\$0.00	\$20,204.00
Total	Total			\$230,697.27	\$0.00	\$230,697.27

Proposed Accomplishments

Housing Units : 70

Actual Accomplishments

Number assisted:

	Owner		Renter		Total		Person	
	Total	Hispanic	Total	Hispanic	Total	Hispanic	Total	Hispanic
White:	23	9	0	0	23	9	0	0
Black/African American:	1	0	0	0	1	0	0	0
Asian:	0	0	0	0	0	0	0	0
American Indian/Alaskan Native:	0	0	0	0	0	0	0	0
Native Hawaiian/Other Pacific Islander:	0	0	0	0	0	0	0	0
American Indian/Alaskan Native & White:	0	0	0	0	0	0	0	0
Asian White:	0	0	0	0	0	0	0	0
Black/African American & White:	0	0	0	0	0	0	0	0
American Indian/Alaskan Native & Black/African American:	0	0	0	0	0	0	0	0
Other multi-racial:	0	0	0	0	0	0	0	0
Asian/Pacific Islander:	0	0	0	0	0	0	0	0
Hispanic:	0	0	0	0	0	0	0	0
Total:	24	9	0	0	24	9	0	0



U.S. Department of Housing and Urban Development
 Office of Community Planning and Development
 Integrated Disbursement and Information System
 CDBG Activity Summary Report (GPR) for Program Year 2018
 HOLLAND

Date: 11-Sep-2019
 Time: 8:49
 Page: 6

Female-headed Households: 7 0 7

Income Category:

	Owner	Renter	Total	Person
Extremely Low	2	0	2	0
Low Mod	4	0	4	0
Moderate	18	0	18	0
Non Low Moderate	0	0	0	0
Total	24	0	24	0
Percent Low/Mod	100.0%		100.0%	

Annual Accomplishments

Years	Accomplishment Narrative	# Benefiting
2015	The City of Holland Home Repair program spent \$158,586.72 to assist home owners make improvements to their homes. The average grant was \$2,900.	



U.S. Department of Housing and Urban Development
 Office of Community Planning and Development
 Integrated Disbursement and Information System
 CDBG Activity Summary Report (GPR) for Program Year 2018
 HOLLAND

Date: 11-Sep-2019
 Time: 8:49
 Page: 7

PGM Year: 2016
Project: 0005 - Home Energy Retrofit Program
IDIS Activity: 323 - Home Energy Retrofit Program

Status: Open
Location: 28 E 26th St Holland, MI 49423-5102

Objective: Provide decent affordable housing
Outcome: Affordability
Matrix Code: Energy Efficiency Improvements (14F) **National Objective:** LMH

Initial Funding Date: 08/26/2016

Description:

Financing

	Fund Type	Grant Year	Grant	Funded Amount	Drawn In Program Year	Drawn Thru Program Year
CDBG	EN	2016	B16MC260036	\$55,000.00	\$20,350.00	\$25,350.00
Total	Total			\$55,000.00	\$20,350.00	\$25,350.00


Proposed Accomplishments

Housing Units : 23

Actual Accomplishments

Number assisted:

	Owner		Renter		Total		Person	
	Total	Hispanic	Total	Hispanic	Total	Hispanic	Total	Hispanic
White:	1	0	0	0	1	0	0	0
Black/African American:	0	0	0	0	0	0	0	0
Asian:	0	0	0	0	0	0	0	0
American Indian/Alaskan Native:	0	0	0	0	0	0	0	0
Native Hawaiian/Other Pacific Islander:	0	0	0	0	0	0	0	0
American Indian/Alaskan Native & White:	0	0	0	0	0	0	0	0
Asian White:	0	0	0	0	0	0	0	0
Black/African American & White:	0	0	0	0	0	0	0	0
American Indian/Alaskan Native & Black/African American:	0	0	0	0	0	0	0	0
Other multi-racial:	0	0	0	0	0	0	0	0
Asian/Pacific Islander:	0	0	0	0	0	0	0	0
Hispanic:	0	0	0	0	0	0	0	0
Total:	1	0	0	0	1	0	0	0
Female-headed Households:	0		0		0			



U.S. Department of Housing and Urban Development
Office of Community Planning and Development
Integrated Disbursement and Information System
CDBG Activity Summary Report (GPR) for Program Year 2018
HOLLAND

Date: 11-Sep-2019

Time: 8:49

Page: 8

Income Category:

	Owner	Renter	Total	Person
Extremely Low	0	0	0	0
Low Mod	1	0	1	0
Moderate	0	0	0	0
Non Low Moderate	0	0	0	0
Total	1	0	1	0
Percent Low/Mod	100.0%		100.0%	

Annual Accomplishments

Years	Accomplishment Narrative	# Benefitting
2016	The Home Energy Retrofit program is part of a larger Community Energy Plan. The City seeks to retrofit every home in our community to make this a world class energy efficient city. CDBG funds have been allocated to help low income homeowners do deep energy retrofits that will save them money on future energy costs. This is a very new program and is coupled with other incentives from the Community Energy Fund and on bill financing with our City Owned Electric and Water Utility. The program has not taken off as quickly as we hoped due to the start date of the on bill financing did not occur until late in the year. One project has been completed.	



U.S. Department of Housing and Urban Development
 Office of Community Planning and Development
 Integrated Disbursement and Information System
 CDBG Activity Summary Report (GPR) for Program Year 2018
 HOLLAND

Date: 11-Sep-2019
 Time: 8:49
 Page: 9

PGM Year: 2016
Project: 0008 - Home Repair Program
IDIS Activity: 326 - Home Repair Program

Status: Open
Location: Address Suppressed

Objective: Provide decent affordable housing
Outcome: Affordability
Matrix Code: Rehab; Single-Unit Residential (14A) **National Objective:** LMH

Initial Funding Date: 09/28/2016

Description:
 Repairs to the homes of low income homeowners in the City of Holland

Financing

	Fund Type	Grant Year	Grant	Funded Amount	Drawn In Program Year	Drawn Thru Program Year
CDBG	EN	2016	B16MC260036	\$89,363.87	\$1,082.61	\$89,363.87
	PI			\$12,452.65	\$0.00	\$12,452.65
Total	Total			\$101,816.52	\$1,082.61	\$101,816.52

Proposed Accomplishments

Housing Units : 40


Actual Accomplishments

Number assisted:

	Owner		Renter		Total		Person	
	Total	Hispanic	Total	Hispanic	Total	Hispanic	Total	Hispanic
White:	27	5	0	0	27	5	0	0
Black/African American:	0	0	0	0	0	0	0	0
Asian:	0	0	0	0	0	0	0	0
American Indian/Alaskan Native:	0	0	0	0	0	0	0	0
Native Hawaiian/Other Pacific Islander:	0	0	0	0	0	0	0	0
American Indian/Alaskan Native & White:	0	0	0	0	0	0	0	0
Asian White:	0	0	0	0	0	0	0	0
Black/African American & White:	1	0	0	0	1	0	0	0
American Indian/Alaskan Native & Black/African American:	0	0	0	0	0	0	0	0
Other multi-racial:	0	0	0	0	0	0	0	0
Asian/Pacific Islander:	0	0	0	0	0	0	0	0
Hispanic:	0	0	0	0	0	0	0	0
Total:	28	5	0	0	28	5	0	0

Female-headed Households:

9	0	9
---	---	---



U.S. Department of Housing and Urban Development
Office of Community Planning and Development
Integrated Disbursement and Information System
CDBG Activity Summary Report (GPR) for Program Year 2018
HOLLAND

Date: 11-Sep-2019

Time: 8:49

Page: 10

Income Category:

	Owner	Renter	Total	Person
Extremely Low	3	0	3	0
Low Mod	6	0	6	0
Moderate	19	0	19	0
Non Low Moderate	0	0	0	0
Total	28	0	28	0
Percent Low/Mod	100.0%		100.0%	

Annual Accomplishments

Years	Accomplishment Narrative	# Benefiting
2016		



U.S. Department of Housing and Urban Development
 Office of Community Planning and Development
 Integrated Disbursement and Information System
 CDBG Activity Summary Report (GPR) for Program Year 2018
 HOLLAND

Date: 11-Sep-2019
 Time: 8:49
 Page: 11

PGM Year: 2017
Project: 0003 - Home Repair Program
IDIS Activity: 327 - Home Repair Program

Status: Open
Location: 51 W 15th St Holland, MI 49423-3313

Objective: Create suitable living environments
Outcome: Affordability
Matrix Code: Rehab; Single-Unit Residential (14A) **National Objective:** LMH

Initial Funding Date: 01/26/2018

Description:

Financing

	Fund Type	Grant Year	Grant	Funded Amount	Drawn In Program Year	Drawn Thru Program Year
CDBG	EN	2017	B17MC260036	\$129,156.30	\$119,362.64	\$129,156.30
	PI			\$8,843.70	\$0.00	\$8,843.70
Total	Total			\$138,000.00	\$119,362.64	\$138,000.00


Proposed Accomplishments

Housing Units : 40

Actual Accomplishments

Number assisted:

	Owner		Renter		Total		Person	
	Total	Hispanic	Total	Hispanic	Total	Hispanic	Total	Hispanic
White:	34	9	0	0	34	9	0	0
Black/African American:	0	0	0	0	0	0	0	0
Asian:	0	0	0	0	0	0	0	0
American Indian/Alaskan Native:	0	0	0	0	0	0	0	0
Native Hawaiian/Other Pacific Islander:	0	0	0	0	0	0	0	0
American Indian/Alaskan Native & White:	0	0	0	0	0	0	0	0
Asian White:	0	0	0	0	0	0	0	0
Black/African American & White:	0	0	0	0	0	0	0	0
American Indian/Alaskan Native & Black/African American:	0	0	0	0	0	0	0	0
Other multi-racial:	0	0	0	0	0	0	0	0
Asian/Pacific Islander:	0	0	0	0	0	0	0	0
Hispanic:	0	0	0	0	0	0	0	0
Total:	34	9	0	0	34	9	0	0
Female-headed Households:	13		0		13			



U.S. Department of Housing and Urban Development
Office of Community Planning and Development
Integrated Disbursement and Information System
CDBG Activity Summary Report (GPR) for Program Year 2018
HOLLAND

Date: 11-Sep-2019

Time: 8:49

Page: 12

Income Category:

	Owner	Renter	Total	Person
Extremely Low	9	0	9	0
Low Mod	7	0	7	0
Moderate	18	0	18	0
Non Low Moderate	0	0	0	0
Total	34	0	34	0
Percent Low/Mod	100.0%		100.0%	

Annual Accomplishments

Years	Accomplishment Narrative	# Benefitting
2017	The Home Repair Program was able to assist 34 homeowners in repairs to their homes, including such projects as new roofs, new furnaces, connection to City water, and more. Average grant per project is \$4,100.	



U.S. Department of Housing and Urban Development
 Office of Community Planning and Development
 Integrated Disbursement and Information System
 CDBG Activity Summary Report (GPR) for Program Year 2018
 HOLLAND

Date: 11-Sep-2019
 Time: 8:49
 Page: 13

PGM Year: 2017
Project: 0004 - Home Energy Retrofit Program
IDIS Activity: 328 - Home Energy Retrofit Program

Status: Completed 10/25/2018 8:21:13 AM **Objective:** Create suitable living environments
Location: 270 S River Ave 270 S. River Ave MI Holland, MI 49423-3230 **Outcome:** Affordability
Matrix Code: Energy Efficiency Improvements (14F) **National Objective:** LMH

Initial Funding Date: 01/26/2018

Description:

Provide grants to low to moderate income property owners who are participating in the City's Home Energy Retrofit program.

Financing

	Fund Type	Grant Year	Grant	Funded Amount	Drawn In Program Year	Drawn Thru Program Year
CDBG	EN	2017	B17MC260036	\$5,000.00	\$0.00	\$5,000.00
Total	Total			\$5,000.00	\$0.00	\$5,000.00

Proposed Accomplishments

Housing Units : 20

Actual Accomplishments

Number assisted:

	Owner		Renter		Total		Person	
	Total	Hispanic	Total	Hispanic	Total	Hispanic	Total	Hispanic
White:	1	1	0	0	1	1	0	0
Black/African American:	0	0	0	0	0	0	0	0
Asian:	0	0	0	0	0	0	0	0
American Indian/Alaskan Native:	0	0	0	0	0	0	0	0
Native Hawaiian/Other Pacific Islander:	0	0	0	0	0	0	0	0
American Indian/Alaskan Native & White:	0	0	0	0	0	0	0	0
Asian White:	0	0	0	0	0	0	0	0
Black/African American & White:	0	0	0	0	0	0	0	0
American Indian/Alaskan Native & Black/African American:	0	0	0	0	0	0	0	0
Other multi-racial:	0	0	0	0	0	0	0	0
Asian/Pacific Islander:	0	0	0	0	0	0	0	0
Hispanic:	0	0	0	0	0	0	0	0
Total:	1	1	0	0	1	1	0	0
Female-headed Households:	0		0		0			



U.S. Department of Housing and Urban Development
Office of Community Planning and Development
Integrated Disbursement and Information System
CDBG Activity Summary Report (GPR) for Program Year 2018
HOLLAND

Date: 11-Sep-2019

Time: 8:49

Page: 14

Income Category:

	Owner	Renter	Total	Person
Extremely Low	0	0	0	0
Low Mod	0	0	0	0
Moderate	1	0	1	0
Non Low Moderate	0	0	0	0
Total	1	0	1	0
Percent Low/Mod	100.0%		100.0%	

Annual Accomplishments

Years	Accomplishment Narrative	# Benefitting
2017	One project occurred in Program Year 2017.	



U.S. Department of Housing and Urban Development
 Office of Community Planning and Development
 Integrated Disbursement and Information System
 CDBG Activity Summary Report (GPR) for Program Year 2018
 HOLLAND

Date: 11-Sep-2019
 Time: 8:49
 Page: 15

PGM Year: 2017
Project: 0005 - Fair Housing Center of West Michigan
IDIS Activity: 329 - Fair Housing

Status: Open
Location: ,

Objective:
Outcome:
Matrix Code: Fair Housing Activities (subject to 20% Admin Cap) (21D) **National Objective:**

Initial Funding Date: 04/20/2018

Description:
 Provide Fair Housing services and education throughout the community

Financing

	Fund Type	Grant Year	Grant	Funded Amount	Drawn In Program Year	Drawn Thru Program Year
CDBG	EN	2017	B17MC260036	\$8,000.00	\$0.00	\$8,000.00
Total	Total			\$8,000.00	\$0.00	\$8,000.00

Proposed Accomplishments

Actual Accomplishments

Number assisted:

	Owner		Renter		Total		Person	
	Total	Hispanic	Total	Hispanic	Total	Hispanic	Total	Hispanic
White:					0	0		
Black/African American:					0	0		
Asian:					0	0		
American Indian/Alaskan Native:					0	0		
Native Hawaiian/Other Pacific Islander:					0	0		
American Indian/Alaskan Native & White:					0	0		
Asian White:					0	0		
Black/African American & White:					0	0		
American Indian/Alaskan Native & Black/African American:					0	0		
Other multi-racial:					0	0		
Asian/Pacific Islander:					0	0		
Hispanic:					0	0		
Total:	0	0	0	0	0	0	0	0
Female-headed Households:					0			

Income Category:

Owner Renter Total Person



U.S. Department of Housing and Urban Development
Office of Community Planning and Development
Integrated Disbursement and Information System
CDBG Activity Summary Report (GPR) for Program Year 2018
HOLLAND

Date: 11-Sep-2019

Time: 8:49

Page: 16

Extremely Low			0	
Low Mod			0	
Moderate			0	
Non Low Moderate			0	
Total	0	0	0	0
Percent Low/Mod				

Annual Accomplishments

No data returned for this view. This might be because the applied filter excludes all data.



U.S. Department of Housing and Urban Development
 Office of Community Planning and Development
 Integrated Disbursement and Information System
 CDBG Activity Summary Report (GPR) for Program Year 2018
 HOLLAND

Date: 11-Sep-2019
 Time: 8:49
 Page: 17

PGM Year: 2017
Project: 0006 - Administration
IDIS Activity: 330 - Administration

Status: Open
Location: ,
Objective:
Outcome:
Matrix Code: General Program Administration (21A) **National Objective:**

Initial Funding Date: 01/26/2018

Description:
 General Administration of the CDBG program

Financing

	Fund Type	Grant Year	Grant	Funded Amount	Drawn In Program Year	Drawn Thru Program Year
CDBG	EN	2017	B17MC260036	\$48,000.00	\$0.00	\$47,331.95
Total	Total			\$48,000.00	\$0.00	\$47,331.95

Proposed Accomplishments

Actual Accomplishments

Number assisted:

	Owner		Renter		Total		Person	
	Total	Hispanic	Total	Hispanic	Total	Hispanic	Total	Hispanic
White:					0	0		
Black/African American:					0	0		
Asian:					0	0		
American Indian/Alaskan Native:					0	0		
Native Hawaiian/Other Pacific Islander:					0	0		
American Indian/Alaskan Native & White:					0	0		
Asian White:					0	0		
Black/African American & White:					0	0		
American Indian/Alaskan Native & Black/African American:					0	0		
Other multi-racial:					0	0		
Asian/Pacific Islander:					0	0		
Hispanic:					0	0		
Total:	0	0	0	0	0	0	0	0
Female-headed Households:					0			

Income Category:

	Owner	Renter	Total	Person
--	-------	--------	-------	--------



U.S. Department of Housing and Urban Development
Office of Community Planning and Development
Integrated Disbursement and Information System
CDBG Activity Summary Report (GPR) for Program Year 2018
HOLLAND

Date: 11-Sep-2019

Time: 8:49

Page: 18

Extremely Low			0	
Low Mod			0	
Moderate			0	
Non Low Moderate			0	
Total	0	0	0	0
Percent Low/Mod				

Annual Accomplishments

No data returned for this view. This might be because the applied filter excludes all data.



U.S. Department of Housing and Urban Development
 Office of Community Planning and Development
 Integrated Disbursement and Information System
 CDBG Activity Summary Report (GPR) for Program Year 2018
 HOLLAND

Date: 11-Sep-2019
 Time: 8:49
 Page: 19

PGM Year: 2017
Project: 0007 - Administration-Public Information
IDIS Activity: 331 - Administration-Public Information

Status: Open
Location: ,

Objective:
Outcome:
Matrix Code: Public Information (21C) **National Objective:**

Initial Funding Date: 01/26/2018

Description:
 Provide the community with information on CDBG activities in local publications

Financing


	Fund Type	Grant Year	Grant	Funded Amount	Drawn In Program Year	Drawn Thru Program Year
CDBG	EN	2016	B16MC260036	\$668.05	\$0.00	\$668.05
		2017	B17MC260036	\$1,129.00	\$0.00	\$1,129.00
Total	Total			\$1,797.05	\$0.00	\$1,797.05

Proposed Accomplishments

Actual Accomplishments

Number assisted:

	Owner		Renter		Total		Person	
	Total	Hispanic	Total	Hispanic	Total	Hispanic	Total	Hispanic
White:					0	0		
Black/African American:					0	0		
Asian:					0	0		
American Indian/Alaskan Native:					0	0		
Native Hawaiian/Other Pacific Islander:					0	0		
American Indian/Alaskan Native & White:					0	0		
Asian White:					0	0		
Black/African American & White:					0	0		
American Indian/Alaskan Native & Black/African American:					0	0		
Other multi-racial:					0	0		
Asian/Pacific Islander:					0	0		
Hispanic:					0	0		
Total:	0	0	0	0	0	0	0	0
Female-headed Households:					0			



U.S. Department of Housing and Urban Development
Office of Community Planning and Development
Integrated Disbursement and Information System
CDBG Activity Summary Report (GPR) for Program Year 2018
HOLLAND

Date: 11-Sep-2019

Time: 8:49

Page: 20

Income Category:

	Owner	Renter	Total	Person
Extremely Low			0	
Low Mod			0	
Moderate			0	
Non Low Moderate			0	
Total	0	0	0	0
Percent Low/Mod				

Annual Accomplishments

No data returned for this view. This might be because the applied filter excludes all data.



U.S. Department of Housing and Urban Development
 Office of Community Planning and Development
 Integrated Disbursement and Information System
 CDBG Activity Summary Report (GPR) for Program Year 2018
 HOLLAND

Date: 11-Sep-2019
 Time: 8:49
 Page: 21

PGM Year: 2018
Project: 0003 - Home Repair Program
IDIS Activity: 332 - Home Repair Program

Status: Open
Location: 199 E 40th St Holland, MI 49423-5271

Objective: Create suitable living environments
Outcome: Availability/accessibility
Matrix Code: Rehab; Single-Unit Residential (14A) **National Objective:** LMH

Initial Funding Date: 02/27/2019

Description:
 Provide home repair funds for low and moderate income home owners.

Financing

	Fund Type	Grant Year	Grant	Funded Amount	Drawn In Program Year	Drawn Thru Program Year
CDBG	EN	2018	B18MC260036	\$147,708.47	\$16,305.73	\$16,305.73
	PI			\$10,291.53	\$10,291.53	\$10,291.53
Total	Total			\$158,000.00	\$26,597.26	\$26,597.26

Proposed Accomplishments

Housing Units : 40

Actual Accomplishments


Number assisted:

	Owner		Renter		Total		Person	
	Total	Hispanic	Total	Hispanic	Total	Hispanic	Total	Hispanic
White:	48	16	0	0	48	16	0	0
Black/African American:	0	0	0	0	0	0	0	0
Asian:	1	0	0	0	1	0	0	0
American Indian/Alaskan Native:	0	0	0	0	0	0	0	0
Native Hawaiian/Other Pacific Islander:	0	0	0	0	0	0	0	0
American Indian/Alaskan Native & White:	0	0	0	0	0	0	0	0
Asian White:	0	0	0	0	0	0	0	0
Black/African American & White:	0	0	0	0	0	0	0	0
American Indian/Alaskan Native & Black/African American:	0	0	0	0	0	0	0	0
Other multi-racial:	0	0	0	0	0	0	0	0
Asian/Pacific Islander:	0	0	0	0	0	0	0	0
Hispanic:	0	0	0	0	0	0	0	0
Total:	49	16	0	0	49	16	0	0

Female-headed Households: 18

0

18



U.S. Department of Housing and Urban Development
Office of Community Planning and Development
Integrated Disbursement and Information System
CDBG Activity Summary Report (GPR) for Program Year 2018
HOLLAND

Date: 11-Sep-2019

Time: 8:49

Page: 22

Income Category:

	Owner	Renter	Total	Person
Extremely Low	8	0	8	0
Low Mod	10	0	10	0
Moderate	31	0	31	0
Non Low Moderate	0	0	0	0
Total	49	0	49	0
Percent Low/Mod	100.0%		100.0%	

Annual Accomplishments

Years	Accomplishment Narrative	# Benefitting
2018	The Home Repair Program was able to assist 49 homeowners in repairs to their homes, including such projects as new roofs, new furnaces, connection to City water, and more. Average grant per project is \$3,611.	



U.S. Department of Housing and Urban Development
Office of Community Planning and Development
Integrated Disbursement and Information System
CDBG Activity Summary Report (GPR) for Program Year 2018
HOLLAND

Date: 11-Sep-2019
Time: 8:49
Page: 23

PGM Year: 2016
Project: 0009 - Public Right of Way Improvements
IDIS Activity: 338 - Right of Way Improvements

Status: Open
Location: 154 E 15th St Holland, MI 49423-3638

Objective: Provide decent affordable housing
Outcome: Affordability
Matrix Code: Street Improvements (03K)

National Objective: LMA

Initial Funding Date: 08/28/2018

Description:

Improvements to the public right of way in a low income neighborhood

Financing

	Fund Type	Grant Year	Grant	Funded Amount	Drawn In Program Year	Drawn Thru Program Year
CDBG	EN	2016	B16MC260036	\$1,985.00	\$1,316.95	\$1,316.95
Total	Total			\$1,985.00	\$1,316.95	\$1,316.95

Proposed Accomplishments

People (General) : 10,000
Total Population in Service Area: 4,950
Census Tract Percent Low / Mod: 63.74

Annual Accomplishments

No data returned for this view. This might be because the applied filter excludes all data.



U.S. Department of Housing and Urban Development
 Office of Community Planning and Development
 Integrated Disbursement and Information System
 CDBG Activity Summary Report (GPR) for Program Year 2018
 HOLLAND

Date: 11-Sep-2019
 Time: 8:49
 Page: 24

PGM Year: 2018
Project: 0001 - Youth Employment
IDIS Activity: 339 - Youth Employment

Status: Open
Location: 270 S River Ave Holland, MI 49423-3230

Objective: Create economic opportunities
Outcome: Availability/accessibility
Matrix Code: Employment Training (05H)

National Objective: LMC

Initial Funding Date: 10/26/2018

Description:

Financing

	Fund Type	Grant Year	Grant	Funded Amount	Drawn In Program Year	Drawn Thru Program Year
CDBG	EN	2017	B17MC260036	\$21,000.00	\$0.00	\$0.00
		2018	B18MC260036	\$21,000.00	\$0.00	\$0.00
Total	Total			\$42,000.00	\$0.00	\$0.00


Proposed Accomplishments

People (General) : 20

Actual Accomplishments

Number assisted:

	Owner		Renter		Total		Person	
	Total	Hispanic	Total	Hispanic	Total	Hispanic	Total	Hispanic
White:	0	0	0	0	0	0		0
Black/African American:	0	0	0	0	0	0	0	0
Asian:	0	0	0	0	0	0	0	0
American Indian/Alaskan Native:	0	0	0	0	0	0	0	0
Native Hawaiian/Other Pacific Islander:	0	0	0	0	0	0	0	0
American Indian/Alaskan Native & White:	0	0	0	0	0	0	0	0
Asian White:	0	0	0	0	0	0	0	0
Black/African American & White:	0	0	0	0	0	0	0	0
American Indian/Alaskan Native & Black/African American:	0	0	0	0	0	0	0	0
Other multi-racial:	0	0	0	0	0	0	0	0
Asian/Pacific Islander:	0	0	0	0	0	0	0	0
Hispanic:	0	0	0	0	0	0	0	0
Total:	0	0	0	0	0	0	0	0
Female-headed Households:	0		0		0			



U.S. Department of Housing and Urban Development
Office of Community Planning and Development
Integrated Disbursement and Information System
CDBG Activity Summary Report (GPR) for Program Year 2018
HOLLAND

Date: 11-Sep-2019

Time: 8:49

Page: 25

Income Category:

	Owner	Renter	Total	Person
Extremely Low	0	0	0	0
Low Mod	0	0	0	0
Moderate	0	0	0	0
Non Low Moderate	0	0	0	0
Total	0	0	0	0
Percent Low/Mod				

Annual Accomplishments

No data returned for this view. This might be because the applied filter excludes all data.



U.S. Department of Housing and Urban Development
 Office of Community Planning and Development
 Integrated Disbursement and Information System
 CDBG Activity Summary Report (GPR) for Program Year 2018
 HOLLAND

Date: 11-Sep-2019
 Time: 8:49
 Page: 26

PGM Year: 2018
Project: 0002 - Sidewalk Replacement
IDIS Activity: 340 - Sidewalk Replacement

Status: Open
Location: 270 S River Ave Holland, ME 49423-3230

Objective: Create suitable living environments
Outcome: Availability/accessibility
Matrix Code: Sidewalks (03L) **National Objective:** LMA

Initial Funding Date: 10/26/2018

Description:

Replace sidewalks in low to moderate income neighborhoods in the City of Holland emphasizing paths to parks and schools

Financing

	Fund Type	Grant Year	Grant	Funded Amount	Drawn In Program Year	Drawn Thru Program Year
CDBG	EN	2017	B17MC260036	\$60,000.00	\$0.00	\$0.00
		2018	B18MC260036	\$50,000.00	\$0.00	\$0.00
Total	Total			\$110,000.00	\$0.00	\$0.00

Proposed Accomplishments

Public Facilities : 10,000
 Total Population in Service Area: 16,660
 Census Tract Percent Low / Mod: 54.05

Annual Accomplishments

No data returned for this view. This might be because the applied filter excludes all data.



U.S. Department of Housing and Urban Development
 Office of Community Planning and Development
 Integrated Disbursement and Information System
 CDBG Activity Summary Report (GPR) for Program Year 2018
 HOLLAND

Date: 11-Sep-2019
 Time: 8:49
 Page: 27

PGM Year: 2018
Project: 0005 - Administration
IDIS Activity: 341 - Administration

Status: Open
Location: ,

Objective:
Outcome:
Matrix Code: General Program Administration (21A) **National Objective:**

Initial Funding Date: 10/26/2018

Description:
 General Administration of CDBG program

Financing

	Fund Type	Grant Year	Grant	Funded Amount	Drawn In Program Year	Drawn Thru Program Year
CDBG	EN	2018	B18MC260036	\$52,470.00	\$31,715.72	\$31,715.72
Total	Total			\$52,470.00	\$31,715.72	\$31,715.72

Proposed Accomplishments


Actual Accomplishments

Number assisted:

	Owner		Renter		Total		Person	
	Total	Hispanic	Total	Hispanic	Total	Hispanic	Total	Hispanic
White:					0	0		
Black/African American:					0	0		
Asian:					0	0		
American Indian/Alaskan Native:					0	0		
Native Hawaiian/Other Pacific Islander:					0	0		
American Indian/Alaskan Native & White:					0	0		
Asian White:					0	0		
Black/African American & White:					0	0		
American Indian/Alaskan Native & Black/African American:					0	0		
Other multi-racial:					0	0		
Asian/Pacific Islander:					0	0		
Hispanic:					0	0		
Total:	0	0	0	0	0	0	0	0
Female-headed Households:					0			

Income Category:

Owner Renter Total Person



U.S. Department of Housing and Urban Development
Office of Community Planning and Development
Integrated Disbursement and Information System
CDBG Activity Summary Report (GPR) for Program Year 2018
HOLLAND

Date: 11-Sep-2019

Time: 8:49

Page: 28

Extremely Low			0	
Low Mod			0	
Moderate			0	
Non Low Moderate			0	
Total	0	0	0	0
Percent Low/Mod				

Annual Accomplishments

No data returned for this view. This might be because the applied filter excludes all data.



U.S. Department of Housing and Urban Development
 Office of Community Planning and Development
 Integrated Disbursement and Information System
 CDBG Activity Summary Report (GPR) for Program Year 2018
 HOLLAND

Date: 11-Sep-2019
 Time: 8:49
 Page: 29

PGM Year: 2018
Project: 0008 - Fair Housing
IDIS Activity: 342 - Fair Housing

Status: Open
Location: ,

Objective:
Outcome:
Matrix Code: Fair Housing Activities (subject to 20% Admin Cap) (21D) **National Objective:**

Initial Funding Date: 10/26/2018

Description:
 Contract with the Fair Housing Center to provide Fair Housing training and testing.

Financing

	Fund Type	Grant Year	Grant	Funded Amount	Drawn In Program Year	Drawn Thru Program Year
CDBG	EN	2018	B18MC260036	\$10,000.00	\$5,000.00	\$5,000.00
Total	Total			\$10,000.00	\$5,000.00	\$5,000.00

Proposed Accomplishments

Actual Accomplishments

Number assisted:

	Owner		Renter		Total		Person	
	Total	Hispanic	Total	Hispanic	Total	Hispanic	Total	Hispanic
White:					0	0		
Black/African American:					0	0		
Asian:					0	0		
American Indian/Alaskan Native:					0	0		
Native Hawaiian/Other Pacific Islander:					0	0		
American Indian/Alaskan Native & White:					0	0		
Asian White:					0	0		
Black/African American & White:					0	0		
American Indian/Alaskan Native & Black/African American:					0	0		
Other multi-racial:					0	0		
Asian/Pacific Islander:					0	0		
Hispanic:					0	0		
Total:	0	0	0	0	0	0	0	0
Female-headed Households:					0			

Income Category:

Owner Renter Total Person



U.S. Department of Housing and Urban Development
Office of Community Planning and Development
Integrated Disbursement and Information System
CDBG Activity Summary Report (GPR) for Program Year 2018
HOLLAND

Date: 11-Sep-2019

Time: 8:49

Page: 30

Extremely Low			0	
Low Mod			0	
Moderate			0	
Non Low Moderate			0	
Total	0	0	0	0
Percent Low/Mod				

Annual Accomplishments

No data returned for this view. This might be because the applied filter excludes all data.



U.S. Department of Housing and Urban Development
 Office of Community Planning and Development
 Integrated Disbursement and Information System
 CDBG Activity Summary Report (GPR) for Program Year 2018
 HOLLAND

Date: 11-Sep-2019
 Time: 8:49
 Page: 31

PGM Year: 2018
Project: 0007 - Administration-Public Notices
IDIS Activity: 343 - Administration-Public Information

Status: Open
Location: ,

Objective:
Outcome:
Matrix Code: Public Information (21C) **National Objective:**

Initial Funding Date: 10/26/2018

Description:

Financing

	Fund Type	Grant Year	Grant	Funded Amount	Drawn In Program Year	Drawn Thru Program Year
CDBG	EN	2018	B18MC260036	\$2,000.00	\$1,319.45	\$1,319.45
Total	Total			\$2,000.00	\$1,319.45	\$1,319.45

Proposed Accomplishments

Actual Accomplishments

Number assisted:

	Owner		Renter		Total		Person	
	Total	Hispanic	Total	Hispanic	Total	Hispanic	Total	Hispanic
White:					0	0		
Black/African American:					0	0		
Asian:					0	0		
American Indian/Alaskan Native:					0	0		
Native Hawaiian/Other Pacific Islander:					0	0		
American Indian/Alaskan Native & White:					0	0		
Asian White:					0	0		
Black/African American & White:					0	0		
American Indian/Alaskan Native & Black/African American:					0	0		
Other multi-racial:					0	0		
Asian/Pacific Islander:					0	0		
Hispanic:					0	0		
Total:	0	0	0	0	0	0	0	0

Female-headed Households:

0

Income Category:

Owner Renter Total Person



U.S. Department of Housing and Urban Development
Office of Community Planning and Development
Integrated Disbursement and Information System
CDBG Activity Summary Report (GPR) for Program Year 2018
HOLLAND

Date: 11-Sep-2019


Time: 8:49

Page: 32

Extremely Low			0	
Low Mod			0	
Moderate			0	
Non Low Moderate			0	
Total	0	0	0	0
Percent Low/Mod				

Annual Accomplishments

No data returned for this view. This might be because the applied filter excludes all data.



U.S. Department of Housing and Urban Development
Office of Community Planning and Development
Integrated Disbursement and Information System
CDBG Activity Summary Report (GPR) for Program Year 2018
HOLLAND

Date: 11-Sep-2019

Time: 8:49

Page: 33

Total Funded Amount:	\$3,893,002.79
Total Drawn Thru Program Year:	\$3,552,179.12
Total Drawn In Program Year:	\$206,744.63



U.S. Department of Housing and Urban Development
 Office of Community Planning and Development
 Integrated Disbursement and Information System
 CDBG Summary of Accomplishments
 Program Year: 2018

DATE: 09-11-19
 TIME: 8:51
 PAGE: 1

HOLLAND

Count of CDBG Activities with Disbursements by Activity Group & Matrix Code

Activity Group	Activity Category	Open Count	Open Activities Disbursed	Completed Count	Completed Activities Disbursed	Program Year Count	Total Activities Disbursed
Housing	Rehab; Single-Unit Residential (14A)	3	\$147,042.51	2	\$0.00	5	\$147,042.51
	Energy Efficiency Improvements (14F)	1	\$20,350.00	1	\$0.00	2	\$20,350.00
	Total Housing	4	\$167,392.51	3	\$0.00	7	\$167,392.51
Public Facilities and Improvements	Street Improvements (03K)	1	\$1,316.95	0	\$0.00	1	\$1,316.95
	Sidewalks (03L)	1	\$0.00	0	\$0.00	1	\$0.00
	Total Public Facilities and Improvements	2	\$1,316.95	0	\$0.00	2	\$1,316.95
Public Services	Employment Training (05H)	1	\$0.00	0	\$0.00	1	\$0.00
	Total Public Services	1	\$0.00	0	\$0.00	1	\$0.00
General Administration and Planning	General Program Administration (21A)	2	\$31,715.72	0	\$0.00	2	\$31,715.72
	Public Information (21C)	2	\$1,319.45	0	\$0.00	2	\$1,319.45
	Fair Housing Activities (subject to 20% Admin Cap) (21D)	2	\$5,000.00	0	\$0.00	2	\$5,000.00
	Total General Administration and Planning	6	\$38,035.17	0	\$0.00	6	\$38,035.17
Other	Unprogrammed Funds (22)	1	\$0.00	0	\$0.00	1	\$0.00
	Total Other	1	\$0.00	0	\$0.00	1	\$0.00
Grand Total		14	\$206,744.63	3	\$0.00	17	\$206,744.63



HOLLAND

CDBG Sum of Actual Accomplishments by Activity Group and Accomplishment Type

Activity Group	Matrix Code	Accomplishment Type	Program Year		Totals
			Open Count	Completed Count	
Housing	Rehab; Single-Unit Residential (14A)	Housing Units	111	83	194
	Energy Efficiency Improvements (14F)	Housing Units	1	1	2
	Total Housing		112	84	196
Public Facilities and Improvements	Street Improvements (03K)	Persons	0	0	0
	Sidewalks (03L)	Public Facilities	0	0	0
	Total Public Facilities and Improvements		0	0	0
Public Services	Employment Training (05H)	Persons	0	0	0
	Total Public Services		0	0	0
Grand Total			112	84	196



HOLLAND

CDBG Beneficiaries by Racial / Ethnic Category

Housing-Non Housing	Race	Total Persons	Total Hispanic		
			Persons	Total Households	
				Total Hispanic Households	
Housing	White	0	0	191	62
	Black/African American	0	0	3	0
	Asian	0	0	1	0
	Black/African American & White	0	0	1	0
	Total Housing	0	0	196	62
Grand Total	White	0	0	191	62
	Black/African American	0	0	3	0
	Asian	0	0	1	0
	Black/African American & White	0	0	1	0
	Total Grand Total	0	0	196	62



U.S. Department of Housing and Urban Development
Office of Community Planning and Development
Integrated Disbursement and Information System
CDBG Summary of Accomplishments
Program Year: 2018

DATE: 09-11-19
TIME: 8:51
PAGE: 4

HOLLAND

CDBG Beneficiaries by Income Category

	Income Levels	Owner Occupied	Renter Occupied	Persons
Housing	Extremely Low ($\leq 30\%$)	8	0	0
	Low ($>30\%$ and $\leq 50\%$)	10	0	0
	Mod ($>50\%$ and $\leq 80\%$)	31	0	0
	Total Low-Mod	49	0	0
	Non Low-Mod ($>80\%$)	0	0	0
	Total Beneficiaries	49	0	0



Office of Community Planning and Development
 U.S. Department of Housing and Urban Development
 Integrated Disbursement and Information System
 PR26 - CDBG Financial Summary Report
 Program Year 2018
 HOLLAND , MI

DATE: 09-11-19
 TIME: 8:54
 PAGE: 1

PART I: SUMMARY OF CDBG RESOURCES

01 UNEXPENDED CDBG FUNDS AT END OF PREVIOUS PROGRAM YEAR	0.00
02 ENTITLEMENT GRANT	323,470.00
03 SURPLUS URBAN RENEWAL	0.00
04 SECTION 108 GUARANTEED LOAN FUNDS	0.00
05 CURRENT YEAR PROGRAM INCOME	10,291.53
05a CURRENT YEAR SECTION 108 PROGRAM INCOME (FOR SI TYPE)	0.00
06 FUNDS RETURNED TO THE LINE-OF-CREDIT	0.00
06a FUNDS RETURNED TO THE LOCAL CDBG ACCOUNT	0.00
07 ADJUSTMENT TO COMPUTE TOTAL AVAILABLE	0.00
08 TOTAL AVAILABLE (SUM, LINES 01-07)	333,761.53

PART II: SUMMARY OF CDBG EXPENDITURES

09 DISBURSEMENTS OTHER THAN SECTION 108 REPAYMENTS AND PLANNING/ADMINISTRATION	168,709.46
10 ADJUSTMENT TO COMPUTE TOTAL AMOUNT SUBJECT TO LOW/MOD BENEFIT	0.00
11 AMOUNT SUBJECT TO LOW/MOD BENEFIT (LINE 09 + LINE 10)	168,709.46
12 DISBURSED IN IDIS FOR PLANNING/ADMINISTRATION	38,035.17
13 DISBURSED IN IDIS FOR SECTION 108 REPAYMENTS	0.00
14 ADJUSTMENT TO COMPUTE TOTAL EXPENDITURES	0.00
15 TOTAL EXPENDITURES (SUM, LINES 11-14)	206,744.63
16 UNEXPENDED BALANCE (LINE 08 - LINE 15)	127,016.90

PART III: LOWMOD BENEFIT THIS REPORTING PERIOD

17 EXPENDED FOR LOW/MOD HOUSING IN SPECIAL AREAS	0.00
18 EXPENDED FOR LOW/MOD MULTI-UNIT HOUSING	0.00
19 DISBURSED FOR OTHER LOW/MOD ACTIVITIES	168,709.46
20 ADJUSTMENT TO COMPUTE TOTAL LOW/MOD CREDIT	0.00
21 TOTAL LOW/MOD CREDIT (SUM, LINES 17-20)	168,709.46
22 PERCENT LOW/MOD CREDIT (LINE 21/LINE 11)	100.00%

LOW/MOD BENEFIT FOR MULTI-YEAR CERTIFICATIONS

23 PROGRAM YEARS(PY) COVERED IN CERTIFICATION	PY: PY: PY:
24 CUMULATIVE NET EXPENDITURES SUBJECT TO LOW/MOD BENEFIT CALCULATION	0.00
25 CUMULATIVE EXPENDITURES BENEFITING LOW/MOD PERSONS	0.00
26 PERCENT BENEFIT TO LOW/MOD PERSONS (LINE 25/LINE 24)	0.00%

PART IV: PUBLIC SERVICE (PS) CAP CALCULATIONS

27 DISBURSED IN IDIS FOR PUBLIC SERVICES	0.00
28 PS UNLIQUIDATED OBLIGATIONS AT END OF CURRENT PROGRAM YEAR	0.00
29 PS UNLIQUIDATED OBLIGATIONS AT END OF PREVIOUS PROGRAM YEAR	0.00
30 ADJUSTMENT TO COMPUTE TOTAL PS OBLIGATIONS	0.00
31 TOTAL PS OBLIGATIONS (LINE 27 + LINE 28 - LINE 29 + LINE 30)	0.00
32 ENTITLEMENT GRANT	323,470.00
33 PRIOR YEAR PROGRAM INCOME	8,843.70
34 ADJUSTMENT TO COMPUTE TOTAL SUBJECT TO PS CAP	0.00
35 TOTAL SUBJECT TO PS CAP (SUM, LINES 32-34)	332,313.70
36 PERCENT FUNDS OBLIGATED FOR PS ACTIVITIES (LINE 31/LINE 35)	0.00%

PART V: PLANNING AND ADMINISTRATION (PA) CAP

37 DISBURSED IN IDIS FOR PLANNING/ADMINISTRATION	38,035.17
38 PA UNLIQUIDATED OBLIGATIONS AT END OF CURRENT PROGRAM YEAR	0.00
39 PA UNLIQUIDATED OBLIGATIONS AT END OF PREVIOUS PROGRAM YEAR	0.00
40 ADJUSTMENT TO COMPUTE TOTAL PA OBLIGATIONS	0.00
41 TOTAL PA OBLIGATIONS (LINE 37 + LINE 38 - LINE 39 +LINE 40)	38,035.17
42 ENTITLEMENT GRANT	323,470.00
43 CURRENT YEAR PROGRAM INCOME	10,291.53
44 ADJUSTMENT TO COMPUTE TOTAL SUBJECT TO PA CAP	0.00
45 TOTAL SUBJECT TO PA CAP (SUM, LINES 42-44)	333,761.53
46 PERCENT FUNDS OBLIGATED FOR PA ACTIVITIES (LINE 41/LINE 45)	11.40%



Office of Community Planning and Development
 U.S. Department of Housing and Urban Development
 Integrated Disbursement and Information System
 PR26 - CDBG Financial Summary Report
 Program Year 2018
 HOLLAND , MI

DATE: 09-11-19
 TIME: 8:54
 PAGE: 2

LINE 17 DETAIL: ACTIVITIES TO CONSIDER IN DETERMINING THE AMOUNT TO ENTER ON LINE 17

Report returned no data.

LINE 18 DETAIL: ACTIVITIES TO CONSIDER IN DETERMINING THE AMOUNT TO ENTER ON LINE 18

Report returned no data.

LINE 19 DETAIL: ACTIVITIES INCLUDED IN THE COMPUTATION OF LINE 19

Plan Year	IDIS Project	IDIS Activity	Voucher Number	Activity Name	Matrix Code	National Objective	Drawn Amount
2016	9	338	6243655	Right of Way Improvements	03K	LMA	\$1,316.95
					03K	Matrix Code	\$1,316.95
2016	8	326	6243655	Home Repair Program	14A	LMH	\$1,082.61
2017	3	327	6243655	Home Repair Program	14A	LMH	\$109,791.15
2017	3	327	6261449	Home Repair Program	14A	LMH	\$9,571.49
2018	3	332	6243655	Home Repair Program	14A	LMH	\$21,191.64
2018	3	332	6261449	Home Repair Program	14A	LMH	\$5,405.62
					14A	Matrix Code	\$147,042.51
2016	5	323	6243655	Home Energy Retrofit Program	14F	LMH	\$10,000.00
2016	5	323	6261449	Home Energy Retrofit Program	14F	LMH	\$10,350.00
					14F	Matrix Code	\$20,350.00
Total							\$168,709.46

LINE 27 DETAIL: ACTIVITIES INCLUDED IN THE COMPUTATION OF LINE 27

Report returned no data.

LINE 37 DETAIL: ACTIVITIES INCLUDED IN THE COMPUTATION OF LINE 37

Plan Year	IDIS Project	IDIS Activity	Voucher Number	Activity Name	Matrix Code	National Objective	Drawn Amount
2018	5	341	6243655	Administration	21A		\$23,173.38
2018	5	341	6261449	Administration	21A		\$8,542.34
					21A	Matrix Code	\$31,715.72
2018	7	343	6243655	Administration-Public Information	21C		\$1,319.45
					21C	Matrix Code	\$1,319.45
2018	8	342	6243655	Fair Housing	21D		\$5,000.00
					21D	Matrix Code	\$5,000.00
Total							\$38,035.17